



### MEETINGS

THE SOCIETY MEETS  
ON THE SECOND  
THURSDAY OF EACH  
MONTH AT 7:30 PM.

#### LOCATION:

#### SAFE SCHOOLS INSTITUTE

1790 NW SPANISH RIVER  
BLVD., BOCA RATON, FL  
33433.

MAP: <http://bit.ly/qQhKXu>

Guests are always welcome!

#### INSIDE THIS ISSUE:

November Program	1
President's Message	2
Board of Directors	2
Tasks for September	3
Membership	3
Order Plants	4-8
Winning Plants	9-10
Newbie's Corner	11
After School Orchid Prog.	12
BROS Rack Card	13
Advertiser	14
Board Meetings	14

## Featuring~

**Speaker:** Courtney Hackney

**Topic:** Large Cattleyas

**Date:** November 11, 2021 at 7:30 PM IN PERSON at Safe Schools Institute

Hackneau (Pronounced hack-no) is the combination of the two last names of Courtney Hackney and his wife Rose Ganucheau that they use for their orchid collection. Courtney is a marine ecologist specializing in coastal wetlands. The former Director of Coastal Biology at the University of North Florida in Jacksonville, Florida, he is now Professor Emeritus, i.e. he retired. Rose is an artist with a biologist's eye and an avid gardener.

Courtney Hackney was raised with orchids growing wild in the Florida Keys. He met Rose Ganucheau\* while teaching biology in Southern Louisiana. They started their orchid collection in North Carolina in the 80's in a small lean-to greenhouse attached to the garage, convinced that a 6' x 8' greenhouse was plenty of space for an orchid collection. A few greenhouses, a few thousand plants, and decades of experience later, Courtney is still growing orchids, albeit in a much bigger space, and Rose is still admiring and painting them.


On their website <http://www.rose4art.com/> you will find lots of information on orchids. Courtney's interest in American orchid hybridizing resulted in a book, *American Cattleyas*, published in 2004, a few snippets of which are found on this site along with many old and restored photos. There is also an extensive collection of his monthly orchid growing columns; *Growing Tips*, that was carried by numerous Orchid Societies.

Mr. Hackney's list of plants available for pre-order is included in this newsletter beginning on page 4. Email him at [Hackneau@comcast.net](mailto:Hackneau@comcast.net) by November 3 with your information and the plants you wish to order and he will bring them to our November 11 meeting. He does not take credit cards but does take cash, checks and Paypal.


—*Marion Israel*, Vice President, Programs

Please note: Members may bring plants for judging to this meeting. Please see the rules on page 9.

Members may not bring plants to sell at this meeting.



Courtney Hackney



### 2021 Board of Directors

**PRESIDENT**  
Kathy Kersey  
954-802-3575

**VICE PRESIDENT, PROGRAMS**  
Marion Israel  
561-810-6547

**VICE PRESIDENT, MEMBERSHIP**  
Phyllis Lyons  
561-994-3386

**TREASURER**  
Veronica Risko  
561-391-5019

**RECORDING SECRETARY**  
Janice Larit  
917-566-9222

**CORRESPONDING SECRETARY**  
Position Open

**DIRECTORS**  
Alan LaDuke  
561-789-2465  
Marilyn Collins  
201-404-3715  
Barbara Barrie  
561-998-3335

**LIBRARIAN**  
Sandy Haradan  
561-394-5910

**PHOTOGRAPHER & WEB**  
Scott Joffe  
561-272-0546

**EDITOR**  
Cheryl Dodes  
561-877-2067

The BROS is the proud recipient  
of the DASSA Award.



## *A Message from Our President*

Happy Thanksgiving to you...

I hope this letter finds you and your family well.

I can't believe it's November already. The weather is starting to get a little cooler, it just depends on what day it is. Hurricane season is almost over, and thank goodness we had a quiet season. Some of our plants will start going into the dormant period, while others are looking forward to cooler temps to promote spikes. Daylight savings will be ending soon, and I don't know about you, but I definitely don't like the early darkness. Just remember to get out there early to water, because your babies need to dry out before sunset.

I would like to take this opportunity to thank all of you who attended our October open mic meeting. I laughed and said it was controlled chaos. However, I received very positive feedback after the meeting. We are thinking about hosting more meetings in the future where we can have open discussions about what's on your mind, and questions that you may have. We don't necessarily have to have a speaker every month on a specific topic. We are really working hard to give you information that relates to your specific needs and growing conditions. Please feel free to email me feedback on what you would like to learn about, and I will start making a list. Remember, this is your Society and we are here for you.

Marion has set up a great speaker for November, Courtney Hackney. He will be speaking on large cattleyas. Further down in the newsletter, we have provided you with a list of plants that you can pre-order, and he will bring them the night of the meeting. He needs to have your order a week in advance. Please see below for details. He will also be bringing plants to sell as well as providing our raffle plants. Please remember, there can be no member plant sales for this meeting.

Please continue to submit your photos to Cheryl for *Show 'em Where You Grow 'em*. I know all of you have a great growing area, and we would love to see where and how you are growing your orchids. Remember to include the pertinent information... exposure, watering system, etc.

And lastly.... Please bring in your blooming plants for our monthly judging. We need more participation. Everyone loves to see your orchids in bloom and we would love to see all the tables full of blooming flowers. That's always the highlight of the meeting for me. I love seeing what gorgeous orchids you have grown.

Kathy

**FIRST YEAR**

**SINGLE \$25.00**

**COUPLE \$35.00**

**BUSINESS: \$40.00**

**Newsletter Emailed**

**RENEWAL**

**SINGLE \$20.00**

**COUPLE \$25.00**

**BUSINESS \$40.00**

**Newsletter Emailed**

**CONTACT:**

**Phyllis Lyons**

**561-994-3386**

**MAIL CHECKS TO:**

**Boca Raton Orchid Society**

**PO Box 276367**

**Boca Raton, FL 33427**

# Tasks for November

by Dr. Martin Motes

Although warmth persists for the whole winter in South Florida, November is the month to prepare our plants for those short sharp blasts of cold which are inevitably coming as each successive cold front pushes the overall temperature a little lower and a little lower. Each day is shorter too. The loss of daylight savings time should awake us to the fact that there are less hours of sunlight to save our plants from the chill of the night. Many genera are already anticipating this sea change and have completed their growths for the season. Some like *Catasetum*, *Cycnoches*, *Calanthe* and the noble dendrobiums are even beginning to shed their foliage in preparation for the cool, dry season. While the Himalayan *Dendrobium* species of the noble and *Callista* types, *calanthes*, *cymbidiums* and a few others, actually relish temperatures down to near freezing, and most *cattleyas* and *Oncidium* alliance species and hybrids are not bothered by temperatures in the mid-thirties, the majority of the genera which we grow, *vandas*, evergreen dendrobiums, *Phalaenopsis* and others, benefit from being protected from the cold. Now, while the first breathes of cool air remind us that more and stronger cold is in the offing, is the time to start thinking about protecting our plants.

Protecting our tender plants from exposure to wind must be our primary concern in preparing them for winter. Buildings, walls and even thick hedges can be very effective windbreaks slowing or stopping chill air. Choose places in your garden that offer this sort of protection to your orchid plants wherever possible. The geography of Florida plays into the equation as well. Because the Florida peninsular juts decidedly to the Southeast (Naples is due south of Jacksonville), protection from the Northwest wind is even more crucial than protection from the North wind on the east coast of Florida. Northwest winds are blowing out of the cold heart of the landmass while true North winds have in most locales usually blown over more warm water and less cold land. Regardless of the degree of north, safeguarding our collections from the wind is critical to their healthy maintenance. Not until the air circulating clockwise around the cold high pressure system shifts to the Northeast to blow over the warm Gulfstream can we relax our guard.

**News from Dr. Motes**

**The Updated Edition of  
*Florida Orchid Growing  
Month by Month*  
is now available!**

**To purchase, visit  
[www.RedlandPress.com](http://www.RedlandPress.com)**

**Read this month's complete article at:**

<http://www.motesorchids.com/fogblog/>

Sign up for Dr. Motes'

Newsletter at:

<http://www.motesorchids.com/fogblog/>

Excerpted: "Florida Orchid Growing, Month by Month"

To purchase, visit [www.RedlandPress.com](http://www.RedlandPress.com)

Reprinted with permission, all rights reserved

# Upcoming Orchid Events

The November 2021 judging at the AOS West Palm Beach Judging Center will take place Saturday, November 20, 2021. Judging takes place at Flamingo Gardens, 3750 S Flamingo Road, Davie, FL 33330 at 2 PM on the fourth Saturday of the month (third Saturday November/December). Plant Registration will begin at 1:30.

Masks and social distancing required. Exhibitors can go to [www.wpbjudging.org](http://www.wpbjudging.org) for more information or email Jackie Wood at [bocaorchidlady@aol.com](mailto:bocaorchidlady@aol.com).

**East Everglades Orchid Society Show & Sale *Fall in Love With Orchids*. October 29-31, 9 AM - 5 PM** in the gardens of rf Orchids, 28100 SW 182 Ave., Homestead, FL 33030. Free parking and free admission. [www.orchidsseeos.com](http://www.orchidsseeos.com)

**Deerfield Beach Orchid Society 9th Annual *Orchid Obsession Show and Sale*. Saturday and Sunday, November 13-14, 2021, 10 AM - 5 PM, at Safe Schools Institute on Spanish River Blvd., Boca Raton, FL 33433.** Admission \$5 pp CASH ONLY. Children under 12 free. Free parking. More info at [www.deerfieldbeachorchidsociety.org](http://www.deerfieldbeachorchidsociety.org)

***A Tropical Plant Affair* presented by the Equality Garden Club. Saturday (9 AM - 5 PM) and Sunday, (9 AM - 3 PM) November 13 and 14, 2021.** 2-Day Admission \$5 pp. Free parking and shuttle. At Richardson Park & Nature preserve, 1937 Wilton Drive, Wilton Manors, FL 33305. More information at [www.equalitygardenclub.com](http://www.equalitygardenclub.com).

***Sawgrass Nature Center Annual Orchid & Plant Festival*. Saturday and Sunday, December 4 and 5, 2021; 9:30 AM - 4 PM both days.** Admission: \$7 pp. 3000 Sportsplex Drive, Coral Springs, FL 33065. More info: 954-752-9453 or [www.SawgrassNatureCenter.org](http://www.SawgrassNatureCenter.org).

***Tamiami Orchid Show*. Friday - Sunday, January 14-16, 2022, 11 AM - 7 PM daily.** At Miami Dade County Fair Expo Center, 10901 SW 24 ST., Miami, FL 33165. Admission: \$15 pp at the door. Kids under 12 free. <https://www.tamiamiorchidfestival.com/>

**Fort Lauderdale Orchid Society Show *Orchids Rock*. Friday to Sunday, January 21, 22, 23, 2022, 10 AM - 6 PM.** At the Greater Fort Lauderdale/Broward County Convention Center, 1950 Eisenhower Blvd., Fort Lauderdale, FL 33316. One-day passes are \$12 pp; 3-day passes are \$25 pp. More information: <https://www.flos.org/society-activities/show/>

**Boca Raton Orchid Society *Valentine's Orchid Show*. Saturday and Sunday, February 12-13, 10 AM - 5 PM both days.** Admission \$5 pp CASH ONLY. Free parking. Children 12 and under free. At Safe Schools Institute, 1790 Spanish River Blvd., Boca Raton, FL 33433.

**Tampa Bay Orchid Society *Orchids By the Bay Show and Sale*. Saturday and Sunday, March 5-6, 2022.** At Tampa Scottish Rite Masonic Center, 5500 Memorial Hwy., Tampa, FL 33634. 561-404-2000 for more info.

## Hackneau Collection

Pre-order via [Hackneau@comcast.net](mailto:Hackneau@comcast.net)

Still Available upon request "*American Cattleyas*",  
151 pp text with 70 pages of color photographs By Courtney T. Hackney  
Hardback \$50.

If you would like a copy, please email [Hackneau@comcast.net](mailto:Hackneau@comcast.net) and a copy will be brought to the meeting for you.

Hybridizing Approach – During the years I spent studying *Cattleya* hybridizing and interviewing many of the great hybridizers of the late 20<sup>th</sup> Century, I came to appreciate the contribution of those long-forgotten men and women who preceded them. These pioneers through trial and error and without the benefit of being able to grow thousands of seedlings from a cross, slowly combined the genetic potential of this great genus into hybrids that had the best characteristics of species and clones that are now known only in the RHS registrations. The hybrids they made are the basis for our hybrids today and still hold genetic potential waiting to be explored. In my hybrids I try to incorporate genes from hybrids and clones that still have volumes of untapped potential with more recent, line bred hybrids and species. Each year I make 15-20 crosses. In 2018, I began growing my seedlings in Hawaii, so that there would be seedlings to share. The list below includes all my un-bloomed seedlings ready to ship in various sizes. Some may be very limited in availability.

### Hackneau Collection Species, Divisions & Seedlings

#### Seedlings – Hackneau Hybrids

1. C Wolteriana (C *schroderae* 'Wil' x C *aurantiaca* 'Bill's 4N') A remake with a distinct difference. The original cross registered in 1909 produced clusters of salmon color flowers on nice stems. The remake using a 4N *aurantiaca* with an excellent clone of *C schroderae* has intensified the orange color and flower form with even higher flower count. The first seedlings began blooming this winter just 4 ½ years from planting seed. "They are vigorous." These seedlings have grown faster than any cross I have ever made. Some flowered 3 years after I made the cross. 2 1/2" pots \$10, 4" pots \$15. (limited)
2. 2. Grt Flutterby (L *harpophylla* x Ctna Why Not 'Red Gold') – Clusters of intense yellow-orange flowers with red to orange lips on nice spikes on a small plant. First to flower were yellow with a yellow column and orange lip. Expect variation in lip shape and color on small plants that will flower next year. 2 ½" pots \$10. (limited).
3. Cty Red on Yellow (Enc *tampensis alba* 'Mendenhall' x C Emily Clarkson 'Hackneau') – These were once called epicatts. I have flowered more than 20 seedlings and all have had bright yellow flowers with a red lip reminiscent of its dowiana grandparent. Blooming size in 4" mesh pots \$20, extra-large plants in 4" mesh pots \$30.
4. (Lc Summerland Girl x Ruby Wax) x Blc Oconee 'Mendenhall' – The pod parent produces heads of ruby colored flowers with C *leopoldii* prominent in its background. Matched to the famous Oconee 'Mendenhall, expect 4-7 deeply colored flowers in the red/purple color range. Large plants in 4" pots, only a few left, \$20.
5. Pot Mary Udell Bachrach x Blc Oconee 'Mendenhall' – This is the third time I have made this hybrid and finally have seedlings to share. Crossing a deeply pigmented yellow with Oconee will produce mostly red flowers in the 6" size range, but a few nice orange clones may also appear. First seedling to flower and was cherry red with striking yellow and red lip and the second orange-red with solid purple lip. The latest seedlings to flower have been art shades, some with flares. This is clearly a highly variable hybrid, but all are colorful. Large plants in 4" pots ready for 6" pots \$25.
6. Ctt Princess Buttercup (C Beaufort 'Harford's Elmwood 4N' AM/AOS x C (Gur) *aurantiaca* 'Golden Dew' AM/AOS - Crossing the 4N yellow Beaufort with the beautiful yellow 2N *aurantiaca* produced a small stature plant with lots of yellow-tangerine flowers on a nice stem. These are flowering with 3-4 flowers in 4" pots \$15. [1<sup>st</sup> bloom seedlings ranged from solid yellow to orange flowers with tangerine-colored lips]
7. C Ivy's Blue Eyes (C *dolosa coerulea* 'Gold Country' x C *mossiae coerulea* 'Hackneau') The pod parent was wild collected many decades ago. It has deep *coerulea* petals and sepals with a yellowish lip. The *mossiae* is an excellent *coerulea* clone with a large amount of yellow on the lip. The first to flower had large *coerulea* petals and sepals with a light blue lip with varying amounts of bright yellow often extending into the column. The cross has been so impressive that I named

it after my granddaughter. Expect 4-6 coerulea flowers on a nice stem with a contrasting yellow lip. Large, vigorous seedling in 4" pots (blooming size) \$20.

8. Lc Emily Clarkson (dowiana x brigerii) x Lupaul (milleri x schilleriana) – Emily is yellow with a red lip and Lupaul is red. These are growing like rupicoleous laelias and I expect them to be small plants when mature. Expect red-yellow flowers on nice stems, some with red lips. There may also be spotted flowers. Expect lots of variation between seedlings given the parents. 2" pots \$10, 4" pots \$15.
9. Blc Norman's Bay 'Lucile' FCC/AOS x Blc Brunswick Gem 'Coral' - Famous clone of Norman's Bay matched with a red clone from Australia. Brunswick Gem has C Horace as a parent. Expect large, deeply colored, red-purple flowers with large lip and excellent shape. 2" pots \$10
10. Pot Lenette Splendor 'Que Suerte' x Blc Brunswick Gem 'Coral' – Rich red clone from Lenette Greenhouse breeding with the beautiful Aussie Brunswick Gem. Brunswick Gem is Blc Owen Holmes x Horace, so expect red flowers with excellent shape. 2" pots \$10.
11. Blc Murray Spencer 'Armroy's Dark Star' FCC/AOS x Blc Fred S. Missbach 'Hackneau' – One parent of Murray Spencer is the famous Nigrella and the other the product of Bonanza and Norman's Bay. It has produced great red flowers before, here matched with my intensely pigmented purple-red Fred S. Missbach, which brings amazingly flat flowers into the mix. 2" pots \$10.
12. Lc Gaston Doin 'Red Bone' (L tenebrosa x C rex) x Lc Emily Clarkson 'Hackneau' (dowiana x brigerii) – Two primary hybrids combined with an interesting twist. Expect yellow flowers, but the Gaston flowers have a distinct red flare along the rib on petals. L brigerii will often produce distinct flares at the tips of petals when used as a grandparent. Expect vigorous, standard sized plants with 3-5 flowers per stem. 2" pots \$10, 4" \$15.
13. [New Release] C maxima coerulea 'Color Me Blue' x C Interglossa coerulea 'Hackneau' AM/AOS – The maxima is from the high elevation population and short in stature, so expect medium sized plants. Maxima tends to be dominant for lip pattern and Interglossa for color, but the two coerulea forms have not been combined before. 2" pots \$10, 4" pots \$15.
14. [New Release] Rlc Mem. Roy Field x Rlc Brunswick Gem 'Coral' – Mem. Roy Field (Goldenzelle x Honolulu Sunset) brings both shape from Goldenzelle and brilliant color, from Honolulu Sunset to the cross. Expect fantastic shape and rich color ranging from yellow to red flowers in progeny. 2" pots \$10.
15. [New Release] Rlc Burdekin Storm 'Midnight' x Rlc Regal Red 'Paradise' – Originating in Australia, 'Midnight' is the darkest Cattleya you will ever see with excellent form. Regal Red will add red-orange color. Limited supply that will not last long. 2" pots \$10.
16. [New Release] Enc Phoenicia 'select' x 'select' - Two of the best forms of this magnificent Encyclia species from Marv Regan's collection. 2" pots \$10.
17. [New Release] Enc steinbachii x sib – A rare green species with a touch of color on its lip from Bolivia from two select clones from Marv Regan's collection. Flowers range from emerald green to chartreuse-green in this species. 2" pots \$10.

#### Hybrids by Others

18. C Brazilian Midway 'Too Good Too' AM/AOS (loddigesii x harrisoniana) x C harrisoniana 'Volcano King' FCC/AOS – A backcross of a spectacular primary hybrid to a beautiful species. This cross is guaranteed to produce some of the best colored clones possible from these species with the bonus of fantastic shape. It is hard to imagine a better hybrid. 2" pots \$10. Only a few left.
19. Blc Fort Watson 'Rose Glow' x Blc Edisto 'Newberry' HCC/AOS – With Rlc Oconee 'Mendenhall' as the grandparent of both parents of this cross the expectation is for extremely dark flowers. The addition of Lc S.J. Bracey from Fort Watson should give a better stem well held above leaves. 2" pots \$10
20. C lueddemanniana rubra x C trianaei v Sangre de Toro 'Hernando Garcia' - Recent imports of the best line-bred species from South America is providing amazing clones for remakes of old hybrids. Using the extremely colored "Blood of the Bull" with a very dark lueddemanniana with produce colors in this old hybrid never seen before. 2" pots \$15.
21. C SIncomedia coerulea (C sincorana x C intermedia) – A remake of a great miniature hybrid that produced coerulea colored flowers, some with a splash on the tips of petals. Perfect for growers with limited space that want a coerulea Cattleya. 2" pots (flowering size) \$15.
22. C leopoldii 4N ('SVO Prince' x 'SVO Dark Waters') – Combining two dark 4N parents will produce more clones with large,

dark flowers. A spectacular species. 2" pots ready for repotting. \$20.

22. C leopoldii 4N ('SVO Prince' x 'SVO Dark Waters') – Combining two dark 4N parents will produce more clones with large, dark flowers. A spectacular species. 2" pots ready for repotting. \$20.

23. C leopoldii ('Claire' AM/AOS x 'Paul' AM/AOS) – Two great dark, spotted clones of this species from a famous grower combined for more of the same. Needs good light and lots of space. 2" pots ready for repotting \$20.

#### Divisions of Select or Rare Classic Cattleyas

24. Blc Mem. Roselyn Reisman 'Mendenhall' AM/AOS – (Blc Norman's Bay x Lc Elizabeth Off). A classic Cattleya with huge, dark flowers still worthy of an award today. 7" pot \$200.

25. Bc Pastoral 'Innocense' AM/AOS – A classic Deesse cross that produced beautiful light pink clones with just a few exceptions such as 'Innocence', which is clear white with a touch of purple on the lip. Blooming size, established in 5" pot \$60.

26. C Ft. Motte 'Cheetah' – One of the original cloned by Carter and Holmes many years ago with beautiful spots on a relatively small growing bifoliate. Small division in 3" pot \$25.

27. Lc Casita Springs (C Irene Finney x C J.A. Carbone) – This is a clone, but the clonal name was lost. Large full, light lavender flowers characterize this hybrid originally made for the cut-flower trade. 5" pot \$30

28. B nodosa 'Hackneau' – Very large, flat flowers from a combination of 'Mendenhall' AM/AOS (87 points) x 'Susan Fuchs' FCC/AOS (91 points), two of the best forms of this species. The 'Mendenhall' clone is extremely flat and the 'Susan Fuchs' very large. The 'Hackneau' clone has the best of both. Bare root divisions \$100.

29. B nodosa 'Brecko-Nova' – Division of another large-flowered clone reputed to be 4N that arose from a selfing of 'Susan Fuchs' and is notable for its excellent stem, not typical of the species. Bare-root division (3-4 bulbs) \$80.

30. C walkeriana v alba v princeps 'Pendentive' AM/AOS – A famous and much maligned clone of a population distinct from C wolteriana in that it often produces flowers from typical new growths, while the primary type produces flowers from growths without leaves dedicated to just flowers. A genetic study verified that this clone is not a hybrid. Small backbulb division in 4" plastic basket \$20.

31. Blc Norman's Bay 'Gothic' AM/AOS – Famous dark lavender hybrid from England that is still used in hybridizing today. Tested clean for virus. Bare root (3-4 bulbs) \$50.

32. C schroederae alba 'Thaleia' HCC/AOS – A recently awarded (2019) clone. I have several highly awarded alba clones in my collection, but none grow as well as this one that puts on two growths per year. Newly repotted division in 6" pot (4 bulbs) \$250.

33. C lueddemanniana semi-alba 'Cerro Verde' – A very old clone still beautiful even by today's standards. 5" pot \$125.

#### Other Cattleya Hybrids & Species

34. Blc Ruth Davis 'Paradise' (C Bethune x Blc Ocone) – Two of the darkest clones combined here. This clone has been hard to find. Excellent potential as a parent and beautiful in its own right. 5" pot \$40.

35. Slc Our Joy 'Jackpot' HCC/AOS (Salsa x Kevin Green) – Fast growing splash-petaled clone with white petals that appear solid red thanks to an overcoat of red pigment. Easy to grow. 4" pot \$15.

36. C Melody Fair ('Carol' x Mishima) – Sib cross of two clones of this hybrid that are fantastic semi-albas. 2" pot \$10. Only one available

37. Pot Regal Red 'Paradise' HCC/AOS (Regal Pokai x Sally Taylor) – Easy to grow with orange-red flowers that seem to be reder in cooler weather. It has an extended flowering season and often is in bloom in my greenhouse for several months as new growths continue to mature and flower. Divisions in 5" pots \$30.

38. Rlc Darcy-Rose Campbell 'Paradise' (Goldenzelle x Chyong-Guu Chaffinch) – Brilliant yellow flowers with large yellow lip edged in red. 6" pot \$30.

39. C Mahina Yahiro 'Mishima' x C harrisoniana 'VQ' – Nice pink flowers on a strong stem, well held above the foliage, similar to the harrisoniana parent. 4" pot \$20.

40. C Terry Bottom '#8' (C Fort Motte 'Hackneau' x Lc Allen Condo 'Hackneau' HCC/AOS) – This hybrid bloomed in a wide variety of colors and spotting. This clone is a medium bronze with fine spots. In 8" pot. [photo available] \$50.

41. *C Brazilian Midway* (*C loddigesii* x *C harrisoniana*) – At one time these two species were considered as separate varieties of the same species. Striking, bright pink flowers on medium height bifoliate. 5” pot \$30.
42. *Myr schultzei* (syn *Schom humboldtii*) – Another member of the hollow bulb schombos. Backbulb division. \$20.
43. *Epi schlechterianum* – This is a true miniature with flowers as large (1.5-1.9 cm) as each growth. Easy to grow mounted where it quickly covers the entire mount. Many culture awards have been given to this species. Color of flowers is green. Newly established divisions on mount \$15.
44. *B glauca* ‘Pale Jade’ AM/AOS – Division of mother plant that has been in my collection for several decades. Many, beautiful light green flowers produced each winter on strong stems. Quickly grows into specimen plant. 3 bulbs bare root \$45.
45. *L purpurata* (*flammea* x *sanguinea*) – Hybridizers continually combine color forms of this Brazilian species and I get them every time to see what happens. Excellent color on this clone. 4” pot \$30.
46. *L purpurata* (*sanguinea* x *millinacea*) – Backbulb division of a cross between two different color forms which exceeded both parents. 5” pot \$30.
47. *C Pekhaviensis* (*C aelandiae* x *C schilleriana*) – Miniature bifoliate with lots of spots that prefers high light and dry winters. Small division on my mother plant. 2” clay pot \$15.
48. *C Portia* ‘Cannizaro’ x *C Hawaiian Wedding Song* – Nice pink flowers on a good stem. Blooming size \$20.
49. *Rlc Raven Rock* x *C bicolor* – A combination of intense red color from the Raven x the green/bronze bicolor has produced lots of color variation. This one was intermediate in color with a nice flat carriage thanks to the *C bicolor*. 5” pot \$20.
50. *Epi ciliare* – A dwarf form of Central American species with green flowers and a cute frilly lip. 4” pot \$20.

*Coerulea Cattleya species & Hybrids* – For more than a decade I have been studying the coerulea (blue) color forms of cattleyas and acquiring every hybrid I could find where the goal was to produce more coerulea cattleyas. Unfortunately, many did not produce the coerulea color form, but information from those hybrids has provided data that allows me to know when a hybrid will be the coerulea color. Also listed are clones that have flowered with the coerulea color, while seedlings should be coerulea based on my research.

51. *Lc Cosmo-Roebling* – select clone (*Lc Mini-purple* x *C C.G. Roebling*) – Medium size plants that bloom twice a year. Flowers are star-shaped with deep coerulea lip. 5” pot \$25.
52. *Lc Cosmo-Roebling* ‘Orchid Eros’ – Rare color form with distinct coerulea flares. 5” pot \$50.
53. *C intermedia aquinii coerulea* – White with deep coerulea lip and coerulea splash. 4” pot \$15.
54. *C intermedia coerulea orlata* – Very nice clone with pale segments and nice indigo coloring on the lip and the margins of the column. Bare root division \$25.
55. *C Leoloddiglossa coerulea* x *Interglossa coerulea*. Tall growing plants that flower with varying densities of coerulea color on segments, often with spots. Lip is also coerulea. My plan was to flower a dozen or more, but they are growing too fast and taking too much space. Unflowered seedlings. 5” plastic basket \$25.
56. *L lobata coerulea* ‘Maria Christina’ – White or very pale coerulea petals & sepals contrasting with a deep indigo lip. 6” pot \$75.
57. *L purpurata coerulea* – Coerulea version of this Spring-blooming species. Coerulea color verified. 5” pot \$30.
58. *C Leoloddiglossa coerulea* (*C Loddiglossa* x *C leopoldii*). Tall growing with indigo spotted coerulea flowers. 3” mesh pot \$20.
59. *Lc Busy Bev* ‘Blue Jewel’ AM/AOS (*C Dinard* x *Lc Purple Secret*) – Relatively new mericlone with excellent coerulea colored flowers. 5” pot \$25.

#### Other Orchids

60. *Plexia laxa* – Terrestrial “jewel-type” orchid grown for its beautiful leaves. 4” pot \$15.
61. *Den Golden Aya* – When mature produced lots of bright yellow flowers. 4” pot \$25.
62. *Tolumnia urophila* – Fast growing species with long inflorescences bearing yellow flowers. 1-2 fans \$10
63. *V tessellata* ‘Hackneau’ HCC/AOS – Top cutting from the mother plant. Petals and sepals are steel-grey with faint tessellations; lip violet-blue. Blooming size \$75.
64. *V roxbergii* ‘Breckenridge’ (syn *tessellata*) – This is now considered a form of *V tessellata*, but its growth is different in that it almost never goes out of bloom all summer. Petals and sepals are tan colored with dark tessellations and a blue lip. – Top cutting and blooming size \$50.



# BROS Exhibition Table

Every month members have the opportunity to show their latest achievements. They can be admired then judged and you may even win an award ribbon! Fill out a exhibition slip and place it with your entry. Please follow the rules below to avoid disqualification.

1. Clearly print the orchid name and your full name.
2. It must be featured in the correct category.
3. You must have owned the orchid for at least six months.
4. The plant must not have insects or disease.
5. Display your orchid in an attractive container.
6. Each plant registered earns you a FREE raffle ticket!

## The winners in October were...

Name	Category	Ribbon	Orchid Name
Barbara Barrie	Vanda	Blue	Vandachostylis Colmarie
Kathy Kersey	Brassavola	Blue	Brassocattleya Binosa
Kathy Kersey	Dendrobium Alliance	Blue	Den. Tiny Twister
Belinda Krause	Cattleya Alliance	Blue	PCV Peacock
<b>Kathy Kersey</b>	<b>Vanda</b>	<b>Best Blue</b>	<b>Rhrds. Bangkok Sunset x Vasco Pine River</b>

**BEST IN SHOW: Congratulations to Kathy Kersey**



Rhrds. Bangkok Sunset x Vasco Pine River - Kathy Kersey

## Members' Winning Plants - October



Den. Tiny Twister - Kathy Kersey



Brassocattleya Binosa - Kathy Kersey



PCV Peacock - Belinda Krause



Vandachostylus Colmarie - Barbara Barrie



Best Blue Ribbon  
Rhds. Bangkok Sunset x Vasco Pine River  
Kathy Kersey



65. Paph Jurgen Roth 'Itsy Bitsy Fritze' AM/AOS – Easy to grow, multi-flora type with nice striped dorsal that grows well in warm climates. 4" pot \$40.

66. Bulb echiolabium 'Hackneau' – This species has one of the largest flowers in the genus and this clone has one of the largest for the species. 5" pot \$75.

\*\*\*REMINDER: Please email Courtney Hackney with your information and the plants that you wish to purchase. He will contact you with the details of how to pay for your purchases. He will bring your purchases to the November Member Meeting, November 11, 2021.

---

### Newbie's Corner - suggested by Janice Larit

Dendrobiums are not all the same. There are two distinctly different groups that need very different care.

The two groups are *hard cane* and *soft cane*. Hard cane Dendrobiums grow their flowers from the top of each stem. Hard canes should be watered when dry all year long. They like to be confined in a tightly-fitting pot with medium that drains well. Let them dry completely before watering again.

The other group of dens are the soft canes. Flower buds form directly on the stems at the leaf nodes. The stems can be upright or can be "pendant" - cascading over the side of the pot. The pendant-types are deciduous, usually losing their leaves before flowering, and therefore flower on mostly bare stems. In order to get good blooms on a pendant type, watering and fertilizing should be reduced in the fall, usually around October. Do not allow the plant to dry out completely for long periods of time, but watering should be very minimal until you see flower buds developing on the stems. Soft canes usually flower once per year in late February or March. When properly taken care of, the flowering on soft cane Dendrobiums can be quite spectacular.



Hard Cane Dendrobium  
Photo: Janice Larit



Soft Cane Dendrobium  
Photo by Janice Larit



Soft Cane Dendrobium  
Dendrobium anosmum  
Photo: Cheryl Dodes

# BROS After School Orchid Program

Submitted by BJ Saul

The After School Orchid Program is off to a great start at JC Mitchell. Our current volunteers, Sheila Bell, Joyce Patterson, Andrea Willens and BJ Saul are doing a fabulous job teaching our future orchid growers.

During the month of September members learned all about plants and an introduction to orchids. They had fun pretending to be a plant. Their feet were roots, body a stem, their arm and hands the leaves and their heads were flowers. During October they were asked "What do we know about orchids?" They watched videos and discussed what orchids need to grow, saw many different types of orchids, explored different growing media and discovered where in the world orchids grow.

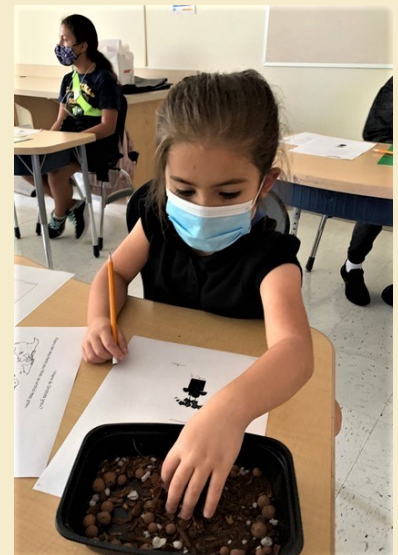
If you would like to volunteer, your help would be greatly appreciated. Contact BJ Saul, [bjfsaul@comcast.net](mailto:bjfsaul@comcast.net) 561-347-0618




Sheila Bell showing orchids



Pretending to be a plant



Discovering orchid medium



Being flowers

## Orchid Fun at JC Mitchell School



Students observing orchids



JC Mitchell participants

## BROS Member Plant Sales

BROS Members are welcome to sell their plants at designated monthly meetings.

### Five Simple Rules:

1. Maximum of 5 plants
2. No insects or diseases.
3. Must have a name tag.
4. No commercial sales.
5. 10% of your total sales must go to the BROS Treasurer that night.

# Orchid Show & Sale Valentine's Weekend

February 12-13, 2022  
10:00 a.m.-5:00 p.m.

*Encyclia gracilis*  
x *randii*




Photo:  
Scott Joffe

*Presented by*

## Boca Raton Orchid Society

Held inside Don Estridge Middle School campus  
SHOW SITE: SAFE SCHOOLS INSTITUTE  
1790 Spanish River Blvd., Boca Raton  
*Free Parking*

**ADMISSION: \$5.00 CASH ONLY**  
Children 12 & under FREE

Visit us at: [www.brosonline.org](http://www.brosonline.org)

Follow us on Social Media





---

**GREEN BARN**  
ORCHID SUPPLIES

---

Everything You Need to  
Grow Beautiful Orchids!

Lynn Lappin & Hyla Levine

**(561) 499-2810**

5185 Conklin Drive  
Delray Beach, FL  
[www.GreenBarnOrchid.com](http://www.GreenBarnOrchid.com)

**BROS Board Meetings**

**\*\*\* Will be held on the Thursday prior to the  
Member Meeting each month at 7 PM via Zoom  
Next Board Meeting:**

**November 4**



*Happy  
Thanksgiving*